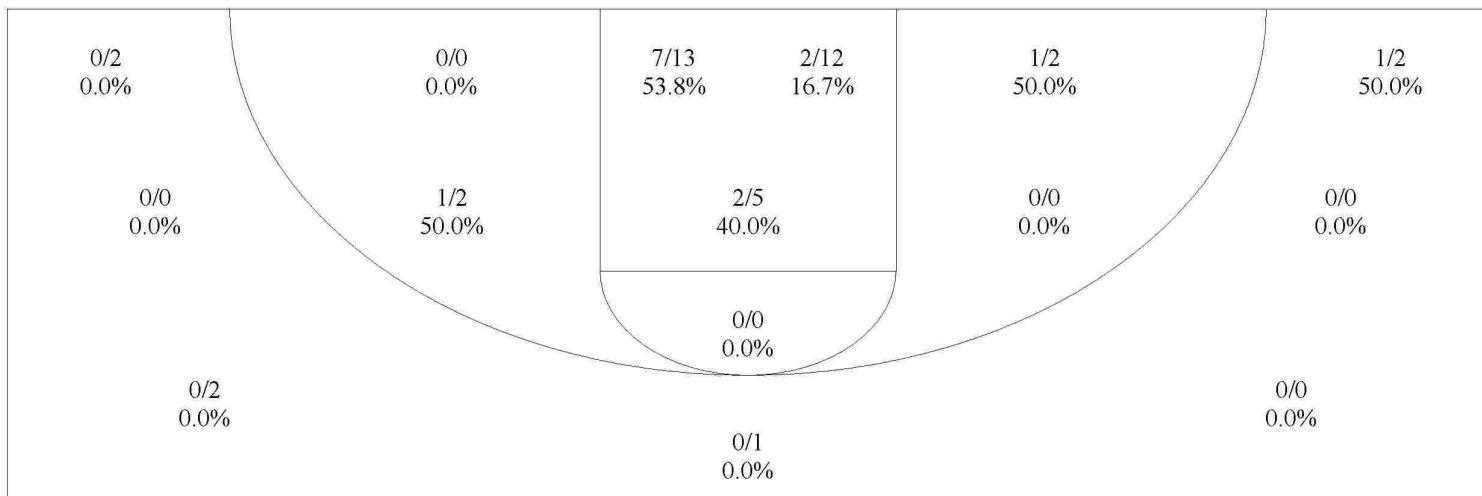


2005 AHSAA State Basketball Championships - TEAM SHOT CHART for the Samson Tigers

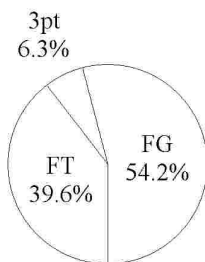
Samson Tigers vs. Mars Hill Panthers

DATE: 03/03/2005 TIME: 4:00 SITE: BJCC

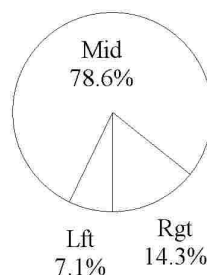


Shot Summary	M/A	%	PTS
3Pt FG	1/7	14.3%	3
2Pt FG	13/34	38.2%	26
Layups - L	0/0	0.0%	0
Layups - R	0/0	0.0%	0
Dunks	0/0	0.0%	0
Putbacks	0/0	0.0%	0
Overall Shooting	14/41	34.1%	29
Free Throws	19/23	82.6%	19
Total Points			48

Scoring Distribution




Scoring Locations



By Period	FG	FGA	FG%	3Pt	3PA	3P%	FT	FTA	FT%	PTS	ORB	DRB	TR	PF	AST	TO	BS	ST	P/S
1st Period	3	12	25.0	0	2	0.00	5	5	100	11	2	4	6	2	0	4	0	1	0.79
2nd Period	2	7	28.6	0	0	0.00	1	4	25.0	5	1	7	8	8	1	5	0	1	0.56
3rd Period	4	10	40.0	0	2	0.00	3	3	100	11	1	2	3	0	1	2	0	0	1.00
4th Period	5	12	41.7	1	3	33.3	10	11	90.9	21	5	5	10	11	1	3	0	2	1.24
Game	14	41	34.1	1	7	14.3	19	23	82.6	48	9	18	27	21	3	14	0	4	0.92

Scoring Breakdown



Scoring Range

